




MOBILITY PRODUCTS & SERVICES


Example product list only – ask for any mobility needs
not shown below




*Please call past our place for a free assessment, or request us to call past your place if you
find it difficult to come to us.*




PRODUCTS AND SERVICES LIST FOR MOBILITY AIDS




<i>Item</i>	<i>Notes</i>	<i>Image</i>
<p>Reversing Sensors</p>	<p>These provide a visual and audible warning of proximity to cars, posts, garages etc.</p> <p>The best of these is a mirror with integrated distance and corner display.</p>	
<p>Power Boot Opener</p>	<p>Electrically powered boot opening is very convenient and much safer for those with mobility challenges.</p> <p>A wireless keyfob is used to control the opening and closing from a safe distance.</p>	
<p>Automatic Wheelchair Loaders</p>	<p>These deliver the wheelchair from the boot of the car to the driver's door, and vice versa.</p> <p>This is the ultimate in convenience for wheelchair users, keeping the chair warm and dry, and leaving the car exterior unaltered.</p>	
<p>Visor extender</p>	<p>This prevents sun-strike blinding the driver, by providing a tinted extension along the length of the visor.</p> <p>Slides up when not in use.</p>	


<p>Spinners</p> <p>Mechanical</p> <p>Wireless</p>	<p>Mechanical Spinner</p> <p>Or</p> <p>Wireless spinner for hands-on control of critical electrical controls such as:</p> <ul style="list-style-type: none"> • Indicators • Wipers • Beam / dip • Horn <p>(or any other desired function)</p>	 
<p>Hand controls</p>	<p>Push to brake, pull to accelerate or other styles as required.</p> <p>Normally combined with an RF Spinner for complete control of a car with just two hands.</p> <p>High quality construction with the best 'feel' available</p>	
<p>Left foot accelerators</p>	<p>For people undergoing temporary medical procedures, or with permanent right-foot limitations.</p>	
<p>Hinged accelerator</p>	<p>Flip up</p>	
<p>Accelerator Protector</p>	<p>Combined prevention of unintended acceleration and limb rest.</p> <p>Folds flat on floor and avoids cutting pedal which can be difficult.</p>	

Indicator Conversion	Mechanical Left to right or Right to left	
Indicators on hand control	Toggle switch in a box	
Sill Protection	Clear anti-scratch film added to door threshold to prevent wheelchair damage to paintwork	
Seat Alterations	<p>Adjustment of:</p> <ul style="list-style-type: none"> • seat height • position • flatness • lumbar support <p>or any aspect which helps wheelchair transfer or creating a safe and comfortable driving position.</p> <p>We can power a manual seat, where strength is insufficient to adjust it.</p>	
Seat Heating	Add on electric heater for comfort in cold climates	
Lumbar Support	<p>We can fit either:</p> <ul style="list-style-type: none"> • Custom, fixed shape contour improvements, or • electrically adjustable lumbar support 	
Dual Controls	<p>For driving instructors. Cars, trucks etc.</p> <p>Electrical controls can be replicated also.</p>	
Additional Handgrips	Additional handgrips can be added just where they are needed for safe entry/exit or transfer with the particular abilities of the person	
Lightening of Controls	Steering or brakes can be made lighter to operate where driver strength is limited	

<p>Cruise Control</p>	<p>This allows much more comfortable driving over distances and even around town, by maintaining the speed at a preset level.</p> <p>Of particular benefit for those using hand controls.</p>	
<p>Seat Transfer Aid</p>	<p>This makes for very much safer transfers in and out of the car, preventing falls and injuries from a loss of grip or strength.</p> <p>Attaches to car floor and folds up out of the way for driving</p>	
<p>Rotating Seats</p>	<p>These can rotate and also optionally lower as well.</p> <p>This takes a load off carers, and allows greater independence.</p> <p>Several styles available.</p>	

<p>Adapted controls</p>	<p>Handbrake Adaptor, or other Adapted controls to allow operation with limited dexterity</p>	
<p>Wheelchair Carriers</p>	<p>Devices to carry a foldable wheelchair on the rear of a vehicle</p>	
<p>Switch Unit Numerous options</p>	<p>More convenient access to electric functions can be chosen from a variety of methods.</p>	

<p>Electric Drive Assist for manual wheelchairs</p>	<p>Various types are available, to reduce the joint strain from pushing a wheelchair regularly.</p> <p>Some are joystick controlled, some auto-maintain a speed manually established.</p> <p>In combination with an AbiLoader these can for some people be a more suitable and very much less expensive solution than the full electric chair / drive-in van conversion.</p>	
<p>Semi-automatic or Automatic Clutch conversion</p>	<p>If you have a manual vehicle, but have difficulty operating the clutch with your foot, this device operates the clutch by hand from a gear-lever-mounted trigger.</p>	
<p>Electronic Cursor Accelerator</p>	<p>This is a thumb-actuated accelerator, on a curly cord, which controls the throttle via an electronic control unit.</p>	

<p>Ring-style hand accelerators</p>	<p>Either under or over the original steering wheel.</p> <p>These allow either hand to be used for speed control and steering, freeing the other for auxiliary controls.</p> <p>Also less stressful to use than many other hand accelerator types.</p>	
-------------------------------------	--	---

<p>Advanced Steering Systems</p>	<p>Abiliquip is the exclusive NZ supplier and service agent for SDL and F&J hi-tech Joystick steering / accelerator / brake systems.</p> <p>These can be made to work from a variety of inputs including tiller or other options.</p> <p>Backup systems are included.</p>	
----------------------------------	---	--

<p> </p>		
----------	--	--

Push-button gear changer

Where an easier method of changing an auto gearbox is needed, this can be electrically controlled from a unit close to the wheel or wherever suits.

This can include engine start / stop, handbrake and other functions.



Servicing

We can service all mobility equipment locally.

Regular checks are advised for wheelchair lifts and other mechanical devices where:

- fluid may need regular changing
- sliding surfaces cleaned and lubricated
- adjustments made for wear

For unlisted items, or any clarification please call us:

Phone: 03-281-8181

Email: support@abiliquip.com

Web: abiliquip.com